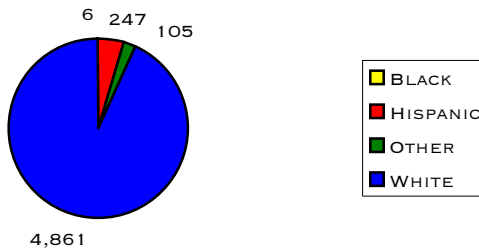


CITY OF BOWIE POPULATION ESTIMATE

THE FOLLOWING CHART DEMONSTRATES THE RACE/ETHNICITY POPULATION ESTIMATES FOR THE CITY OF BOWIE AS DETERMINED BY THE 2000 UNITED STATES CENSUS

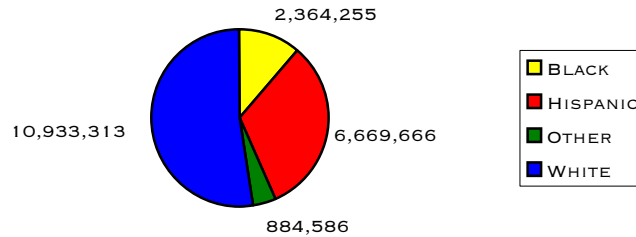
ORIGIN BY RACE	TOTAL PERSONS	PERCENTAGE
BLACK	6	0.11%
HISPANIC	247	4.73%
OTHER	105	2.01%
WHITE	4,861	93.14%
TOTAL	5,219	100.00%



TEXAS POPULATION ESTIMATE

THE FOLLOWING CHART DEMONSTRATES THE RACE/ETHNICITY POPULATION ESTIMATES FOR TEXAS AS DETERMINED BY THE 2000 UNITED STATES CENSUS

ORIGIN BY RACE	TOTAL PERSONS	PERCENTAGE
BLACK	2,364,255	11.34%
HISPANIC	6,669,666	31.99%
OTHER	884,586	4.24%
WHITE	10,933,313	52.43%
TOTAL	20,851,820	100.00%



**RACIAL PROFILING DATA REPORT
ANNUAL 2003**

TRAFFIC STOPS

RACE	# OF TRAFFIC STOPS	% RACE OF TRAFFIC STOPS	% RACE/ETHNICITY OF BOWIE
BLACK	52	7.21%	0.11%
HISPANIC	29	4.02%	4.73%
OTHER	0	0.00%	2.01%
WHITE	640	88.77%	93.14%
TOTAL	721		

CITATIONS

RACE	# OF TRAFFIC STOPS	% RACE OF TRAFFIC STOPS	% RACE/ETHNICITY OF BOWIE
BLACK	24	6.08%	0.11%
HISPANIC	18	4.56%	4.73%
OTHER	0	0.00%	2.01%
WHITE	353	89.37%	93.14%
TOTAL	395		

WARNINGS

RACE	# OF TRAFFIC STOPS	% RACE OF TRAFFIC STOPS	% RACE/ETHNICITY OF BOWIE
BLACK	26	12.68%	0.11%
HISPANIC	5	2.44%	4.73%
OTHER	0	0.00%	2.01%
WHITE	174	84.88%	93.14%
TOTAL	205		

VEHICLE SEARCHES

RACE	# OF TRAFFIC SEARCHES	% RACE OF SEARCHES	% RACE/ETHNICITY OF BOWIE
BLACK	3	2.08%	0.11%
HISPANIC	7	4.86%	4.73%
OTHER	0	0.00%	2.01%
WHITE	134	93.06%	93.14%
TOTAL	144		

TYPE OF SEARCH CONDUCTED

RACE	# OF SEARCHES	# OF CONSENT SEARCHES	# OF OTHER SEARCHES *
BLACK	3	1	2
HISPANIC	7	1	6
OTHER	0	0	0
WHITE	134	7	127
TOTAL	144		

* OTHER SEARCHES INCLUDE: PROBABLE CAUSE, INCIDENT TO ARREST, AND INVENTORY

ARREST

RACE	# OF TRAFFIC STOPS	% RACE OF TRAFFIC STOPS	% RACE/ETHNICITY OF BOWIE
BLACK	2	1.69%	0.11%
HISPANIC	6	5.08%	4.73%
OTHER	0	0.00%	2.01%
WHITE	110	93.22%	93.14%
TOTAL	118		

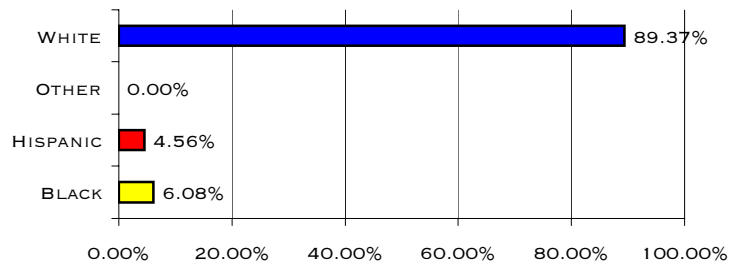
DRUG INTERDICTION

RACE	# OF TRAFFIC STOPS	% RACE OF TRAFFIC STOPS	% RACE/ETHNICITY OF BOWIE
BLACK	0	0.00%	0.11%
HISPANIC	0	0.00%	4.73%
OTHER	0	0.00%	2.01%
WHITE	29	100.00%	93.14%
TOTAL	29		

2003 CITATIONS

(JANUARY 1, 2003 - DECEMBER 31, 2003)

RACE	CITATIONS	PERCENTAGE
BLACK	24	6.08%
HISPANIC	18	4.56%
OTHER	0	0.00%
WHITE	353	89.37%
TOTAL	395	

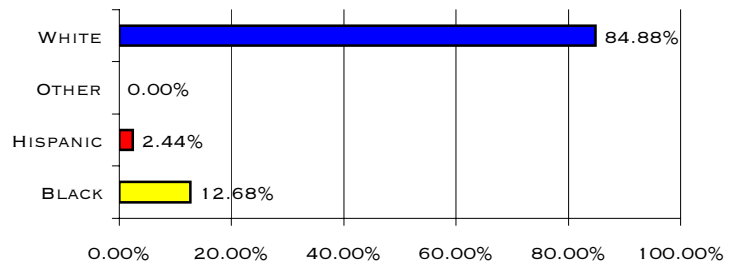


FROM JANUARY 1, 2003 - DECEMBER 31, 2003 A TOTAL OF 395 VEHICLES WERE STOPPED THAT RESULTED IN A CITATION. OF THOSE STOPPED, 89.37% WERE WHITE DRIVERS, 4.56% WERE HISPANIC DRIVERS AND 6.08% WERE BLACK DRIVERS.

2003 WARNINGS

(JANUARY 1, 2003 - DECEMBER 31, 2003)

RACE	WARNINGS	PERCENTAGE
BLACK	26	12.68%
HISPANIC	5	2.44%
OTHER	0	0.00%
WHITE	174	84.88%
TOTAL	205	

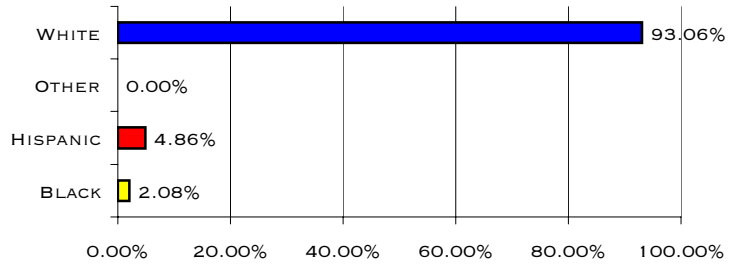


FROM JANUARY 1, 2003 - DECEMBER 31, 2003 A TOTAL OF 205 VEHICLES WERE STOPPED THAT RESULTED IN A WARNING. OF THOSE STOPPED, 84.88% WERE WHITE DRIVERS, 2.44% WERE HISPANIC DRIVERS AND 12.68% WERE BLACK DRIVERS.

2003 VEHICLE SEARCHES

(JANUARY 1, 2003 - DECEMBER 31, 2003)

RACE	SEARCHES	PERCENTAGE
BLACK	3	2.08%
HISPANIC	7	4.86%
OTHER	0	0.00%
WHITE	134	93.06%
TOTAL	144	

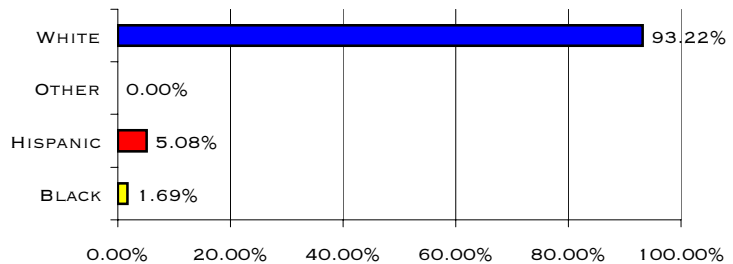


FROM JANUARY 1, 2003 - DECEMBER 31, 2003 A TOTAL OF 144 VEHICLES WERE SEARCHED DURING TRAFFIC STOPS. 93.06% OF THE SEARCHES WERE CONDUCTED ON WHITE DRIVERS, 4.86% WERE CONDUCTED ON HISPANIC DRIVERS AND 2.08% OF THE SEARCHES WERE ON BLACK DRIVERS.

2003 VEHICLE STOP ARRESTS

(JANUARY 1, 2003 - DECEMBER 31, 2003)

RACE	ARRESTS	PERCENTAGE
BLACK	2	1.69%
HISPANIC	6	5.08%
OTHER	0	0.00%
WHITE	110	93.22%
TOTAL	118	



FROM JANUARY 1, 2003 - DECEMBER 31, 2003 A TOTAL OF 118 INDIVIDUALS WERE ARRESTED DURING TRAFFIC STOPS. 93.22% OF THOSE ARRESTED WERE WHITE DRIVERS, 5.08% OF THOSE ARRESTED WERE HISPANIC DRIVERS AND 1.69% OF THOSE ARRESTED WERE BLACK DRIVERS.